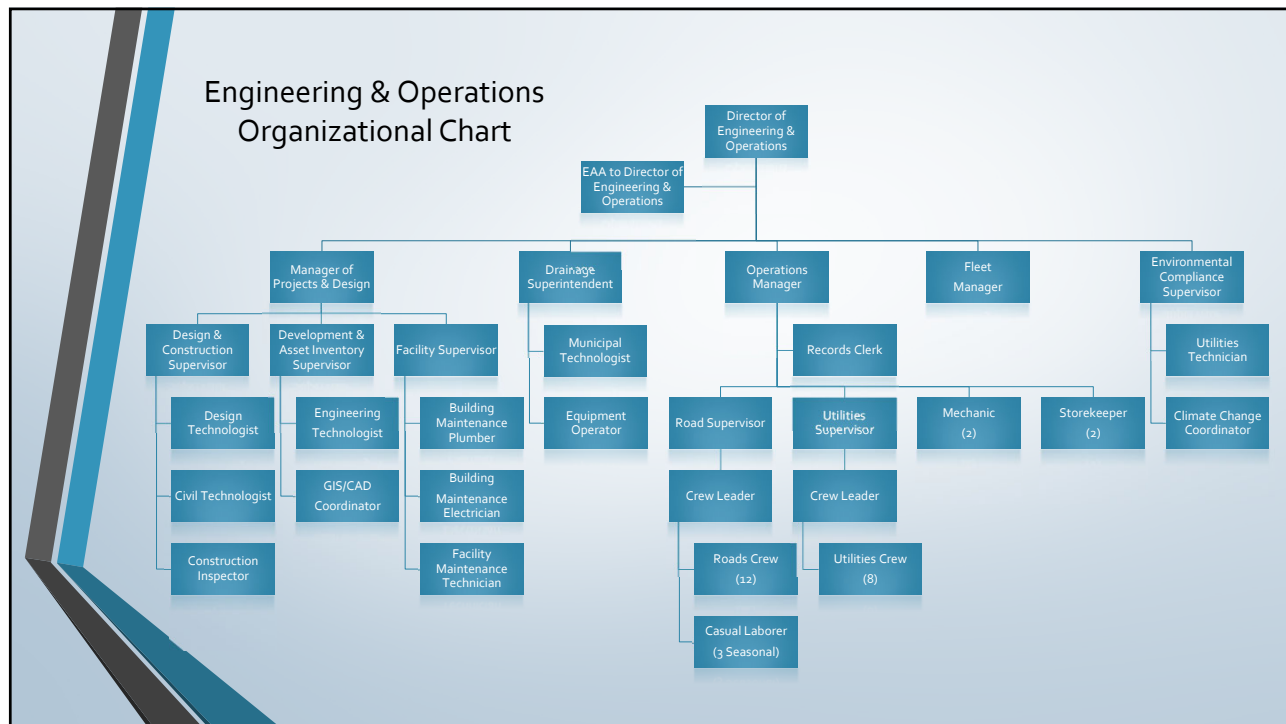




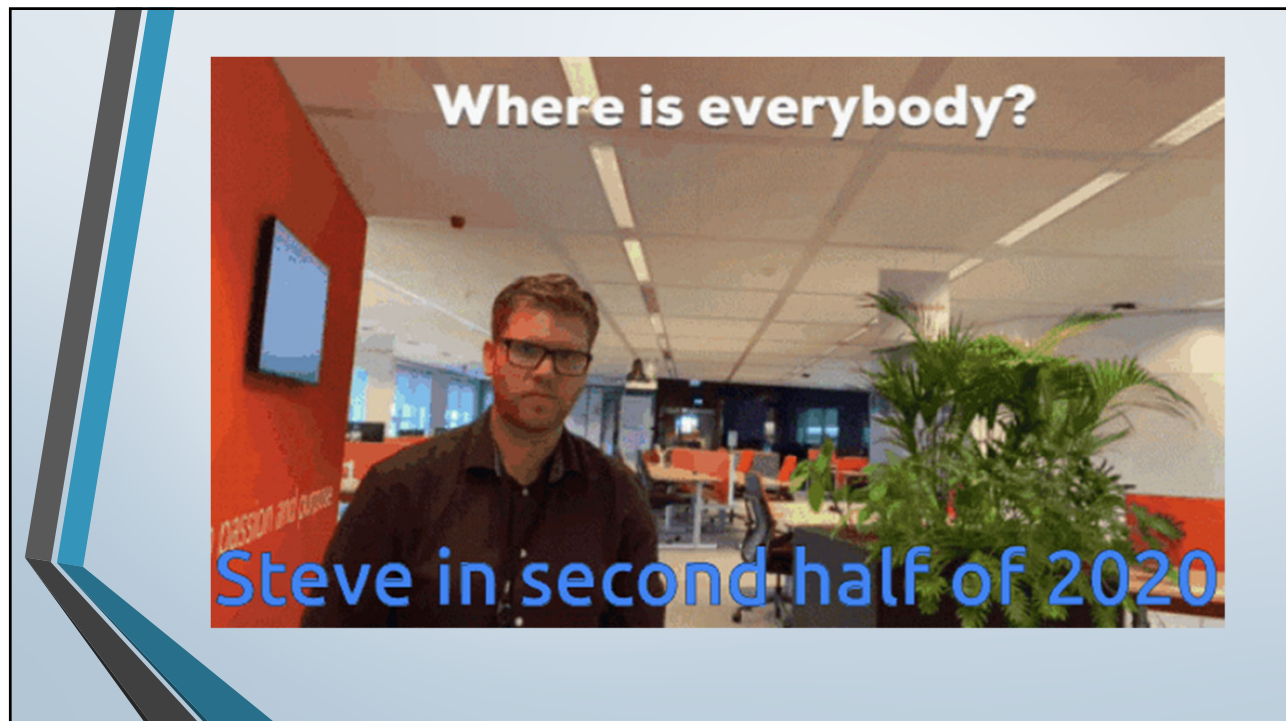
1



2



3

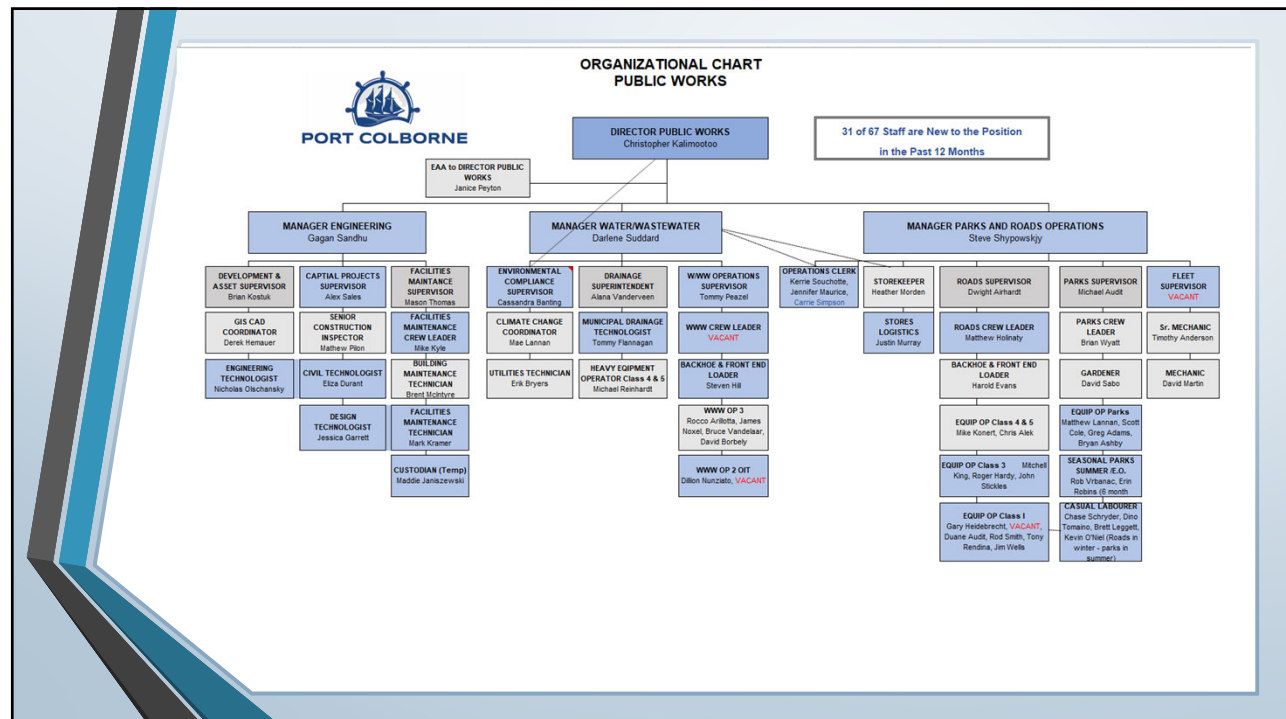


4

REORGANIZATION OF THE DEPARTMENT



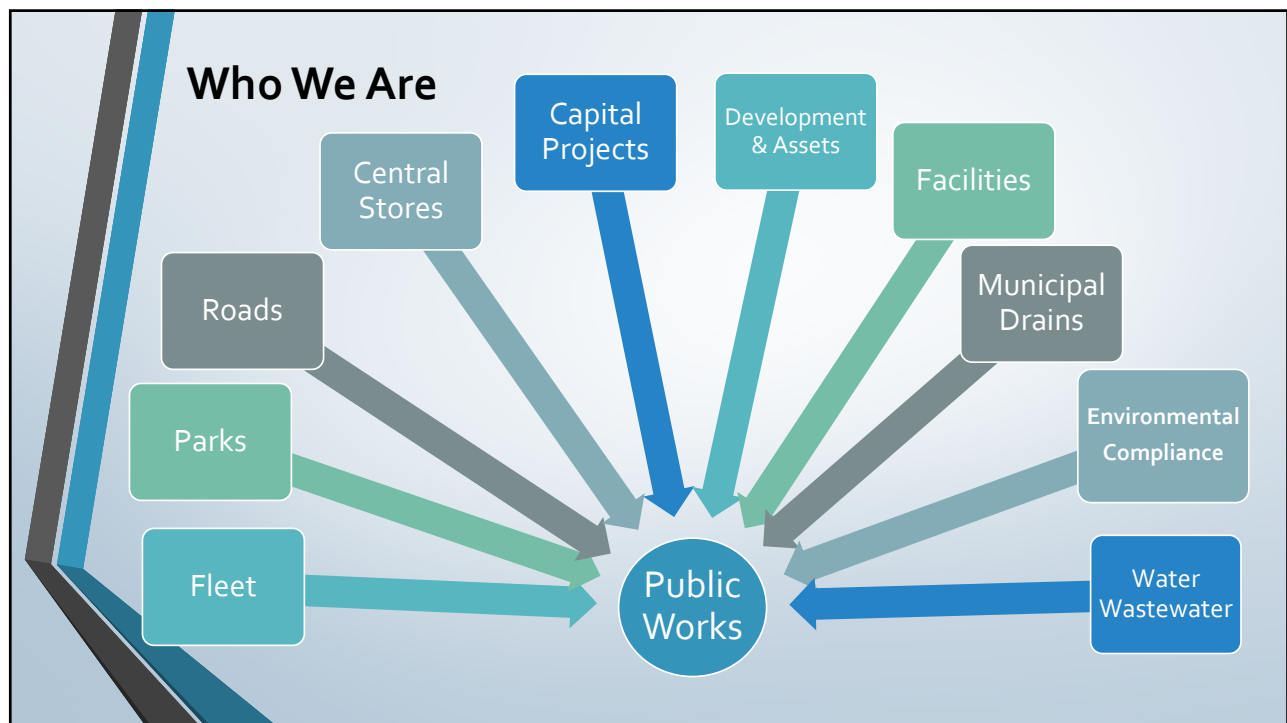
5



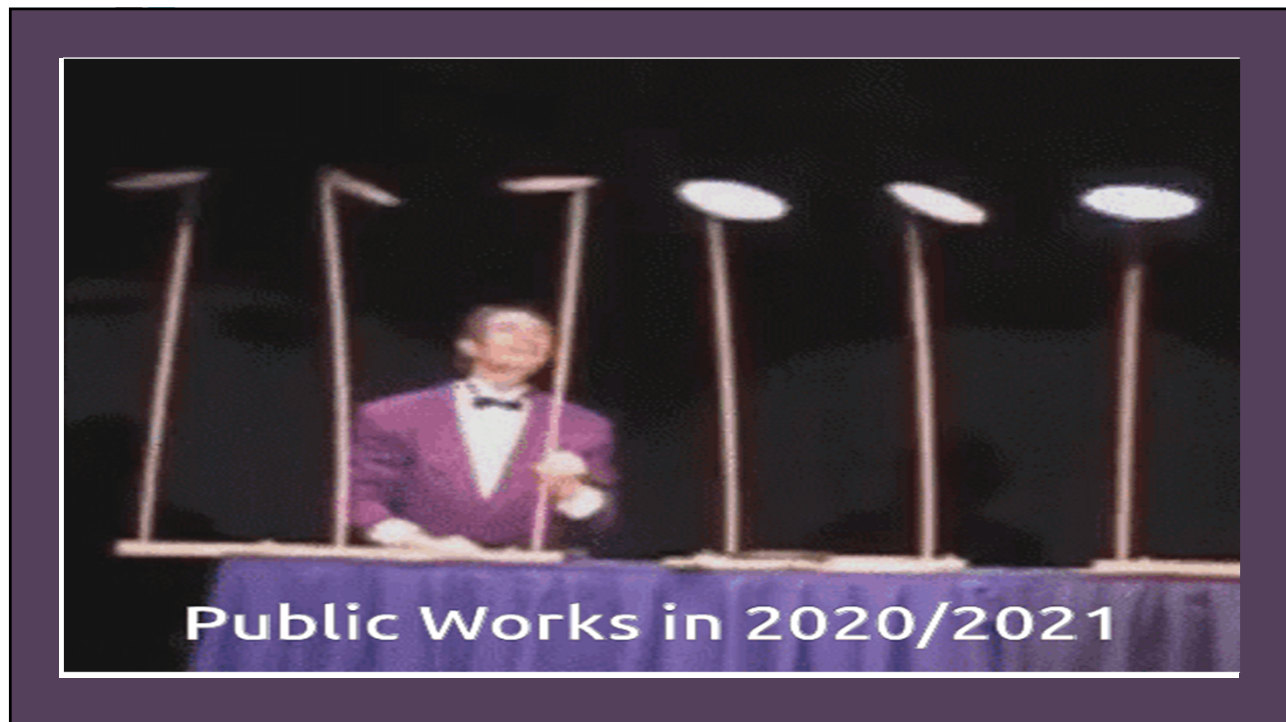
6



7



8




9



- Division:
 - Engineering
- Manager:
 - Gagan Sandhu
- Areas:
 - Development & Assets
 - Capital Projects
 - Facilities Maintenance
- Staff Complement:
 - 12 FTE + PT + Students

10



Engineering Services

CAPITAL PROJECTS

Construction & Replacement

- Roads
- Sidewalks
- Water & Wastewater Pipes
- Parks

FACILITIES

Maintenance of City Facilities

- HVAC
- Electrical
- Windows
- Accessibility

DEVELOPMENT & ASSETS

- Geographic Information Systems – GIS
- Municipal Consent Permits
- Street Lights
- Site Plan/Development Review
- Annual Infrastructure Assessments
- Traffic Studies

11

Engineering 2020 Highlights

CAPITAL PROJECTS

- Line painting city wide
- 560 m² of sidewalk replacement
- 558 m² of new sidewalk on Stanley St.
- 5.6 km of road resurfacing
- Rail crossing improvements at Elm St. & Sugarloaf St.

DEVELOPMENT & ASSETS

- Annual infrastructure assessments completed for regulatory sign retroreflectivity, road surface, sidewalks & street lights
- 110 mapping requests
- 120 municipal consent permits issued
- 84 development reviews
- 43 street lights repaired
- St. Therese school zone flashing beacons

FACILITIES

- Covid-19 reactive actions for safety & compliance
- City Hall redesign
- VHWC upgrades
- Lock 8 lighthouse refurbishment
- Ops Centre additional offices design

12

Engineering 2021 Onward

CAPITAL PROJECTS

- Clarence St. sidewalk construction
- Erie St. watermain replacement
- Infrastructure needs studies
- Road resurfacing
- Elm St. bulk water station
- Multi-use trail repairs
- Chippawa/Berkley/Dolphin re-design

DEVELOPMENT & ASSETS

- Online asset mapping
 - Programmable speed radar signs
 - Driveway entrance by-law revision
- Continuation of:
- MC permits (82 to date)
 - Development reviews (74 to date)
 - Mapping requests (83 to date)
 - Street light repairs (23 to date)

FACILITIES


- 47 facilities projects
- Building condition assessments
- City hall elevator modernization
- Building Condition Assessments
- Accessibility & inclusivity compliance
- City Hall renovations
- Fire Hall renovations
- Roof replacements on 7 facilities
- 11 King St. Demos

13



- Division:
 - Water/Wastewater
- Manager:
 - Darlene Suddard
- Areas:
 - Environmental Compliance
 - W/WW Operations
 - Municipal Drains
- Staff Complement:
 - 16 FTE + Students

14



Water Wastewater Services

ENVIRONMENTAL COMPLIANCE

Compliance

- Inspections & audits
- Permit applications
- Mandatory reporting

Utility Locates/Water Meters

- Locate water/sewer/city properties
- Monthly meter reading
- High bill investigations

Climate Change/Energy Conservation

- GHG emissions inventory
- Energy reporting
- Energy audits
- Targets and tracking

WATER/WASTEWATER

- Regulatory sampling
- Maintenance, inspections and repair
- Water quality complaints
- Storm disconnects
- Outfall flushing/maintenance


MUNICIPAL DRAINS

- Drainage Act
- Engineer's reports
- Construction, maintenance and repair
- Watershed billings

15


Water / Wastewater 2020 Highlights

Water



- 14 watermain breaks
- 20 complaints
- Met or exceeded all Operational Performance Indicator targets
- Lowest total water purchases ever
- Accounted for water increased to 65% in 2020

Wastewater




- Repairs:
 - 25 sanitary manhole rings
 - 25 sanitary infiltration repairs
 - 14 storm manhole/catchbasin repairs
- Focussed on data analysis – precipitation vs. groundwater effect on inflow and infiltration
- Applied for Wet Weather Flow funding from Niagara Region

16


Water / Wastewater 2021 Onward

Water



- 5 watermain breaks
- 9 complaints
- Water purchases currently 7% lower
- Accounted for water currently at 65.5%
- Reducing unaccounted for water (ongoing)
- Infrastructure Needs Study (2021/22)
- Financial Plan update (2022)

Wastewater




- 250 manholes inspected
- 35 repairs identified
- 8 mainline repairs scheduled
- Received funding from Niagara Region - 3 projects
- Purchase flow meters
- Wastewater flows, precip and lake levels all down
- Infrastructure Needs Study (2021/22)
- Sanitary and storm regulatory changes (2021/22)

17

Compliance and Municipal Drains 2020 Highlights

Compliance



COMPLIANCE

- COVID response
- Spills training
- 6 shipments haz waste


LOCATES/WATER METERS

- 1,365 locates (42 emergency)
- 6,100 monthly reads
- 377 final reads
- 34 high bill complaints

CLIMATE CHANGE

- GHG Emissions Reduction Plan
- Climate Lens development
- Permanent position for 2021

Municipal Drains



CONSTRUCTION

- 3 Drains, 15km

MAINTENANCE

- 4 Drains, 12.2kms
- Routine outlet maintenance (sand removal). High lake level in 2020 had significant impact (4-6times the 10 yr average cost)

REPORTS

- 1 Report (Michener Drain)

BILLINGS


- 4 Drains billed

18

Compliance and Municipal Drains


2021 Onward

Compliance



- COMPLIANCE
 - PTTW for Scholfield PS
 - Wastewater/Stormwater ECAs
 - Excess Soils Management
- LOCATES/WATER METERS
 - 634 locates (6 emergency)
 - 6,100 monthly reads
 - 179 final reads
 - 6 high bill complaints
- CLIMATE CHANGE
 - Audits of City Hall and VHWC
 - Grant ends in August, Climate Lens to finalize

Municipal Drains



- CONSTRUCTION
 - Young Hopf Wagner
- MAINTENANCE
 - 6 Drains, 18.5kms
 - Routine outlet maintenance – low lake
 - Excavator purchase
- REPORTS
 - 5 Reports
- BILLINGS
 - 3 Drains billed

19



- Division:
 - Road & Park Operations
- Manager:
 - Steve Shypowskyj
- Areas:
 - Road Operations
 - Park Operations
 - Fleet Services
 - Central Stores
- Staff Complement:
 - 30 FTE + PT + Seasonal + Students

20



Road & Park Operations

ROAD OPERATIONS

Operational Maintenance

- Roadways, Sidewalks, Boulevards, Ditches, & Trees within the Right of Way
- Annual Road Maintenance Programs
- Winter Control

PARK OPERATIONS

Operational Maintenance

- Parks, Trails, Facility Grounds, & Cemeteries
- Waste Management for Parks, Facilities, Trails, & Downtown Cores
- Winter Control

FLEET & CENTRAL STORES

Fleet

- Preventative Maintenance
- Vehicles & Equipment Procurement

Central Stores

 - Purchasing of Materials City Wide

21

Road & Park Operations 2020 Highlights

ROAD OPERATIONS

- 272 Service Requests
- 250km's of Roadways Maintained
- 100km's of Sidewalk Maintained
- 16km's of Ditching Completed
- 55 Winter Control Days in the 2020/2021 Season
- 14 tonnes of Cold Patch Placed



PARK OPERATIONS

- 65 Service Requests
- 160 Acres of Grass Maintained
- 26 Kilometers of Trail Maintained
- 4 Commemorative Items Installed
- 120 Trees Planted
- 6,709 Plants Planted
- 182 Hanging Baskets



FLEET & CENTRAL STORES

- 135 Vehicles/Equipment Maintained
- Plow Trucks Equipped with Plow and Wing Cameras
- Road Surface Temperature Sensors Installed
- 30k Masks Distributed
- 300 Bottles of Disinfectant Distributed




22



23

Road & Park Operations 2021 Onward

ROAD OPERATIONS	PARK OPERATIONS	FLEET & CENTRAL STORES
<ul style="list-style-type: none"> • 326 Service Requests to Date • Ditching Program Underway • Mowing Program Underway • Line Painting Program Underway • 1st Round Roadside Shouldering Program Completed • Est. Benchmarking 	<ul style="list-style-type: none"> • 63 Service Requests to Date • 9 Commemorative Items Installed • Spring Clean Up & Plantings Completed • Std. Trail Intersections with Barricades • Est. Short & Long Term Plans based on the Parks & Recreation Master Plan 	<ul style="list-style-type: none"> • Est. 10 Year Capital Replacement Plan for Passenger Vehicles & Equipment • Policies & Procedures • Preventative Maintenance Plans with Automated Scheduling • Work Order Driven Workflow

24



25