

# Overall NRT OnDemand Service Metrics - 2023

Data as of:  
Saturday, December 30, 2023

Number of Rides

135,986

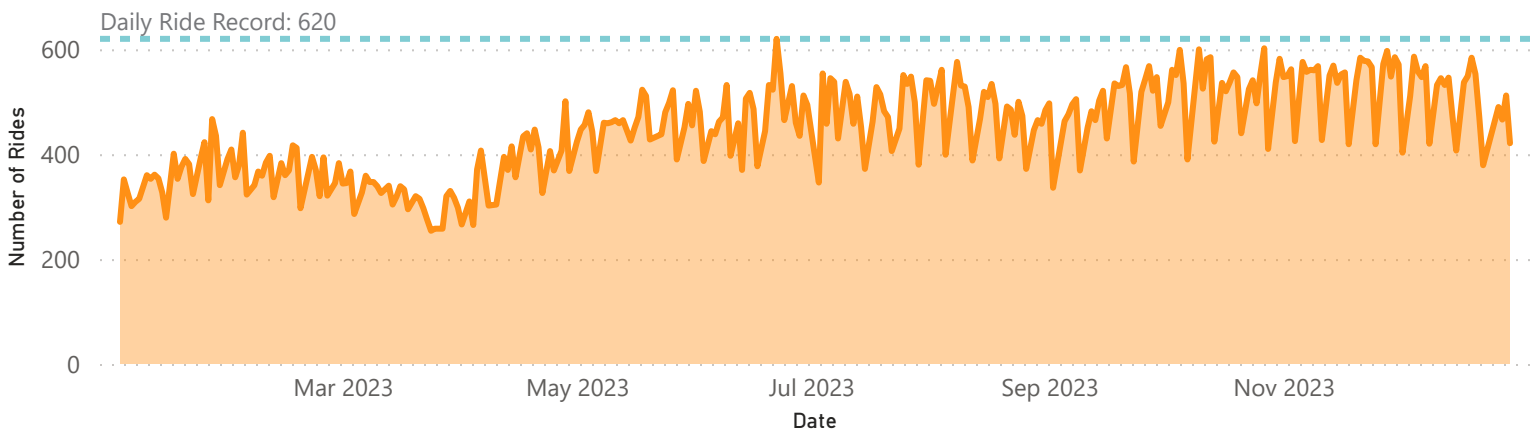
Number of Trips

122,500

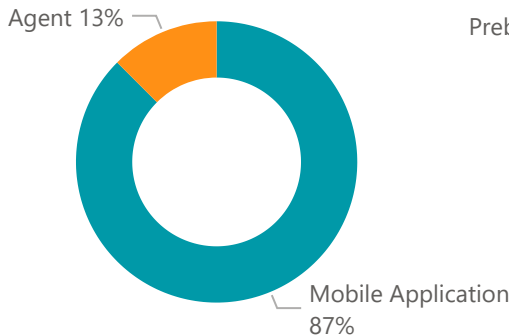
WAV Trips

1293

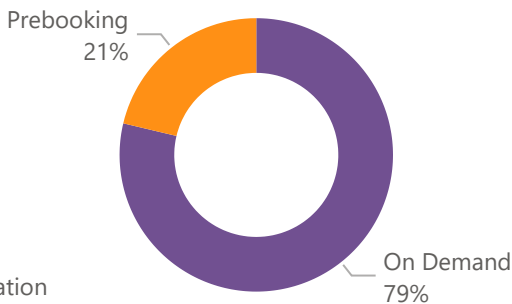
## Daily Ridership



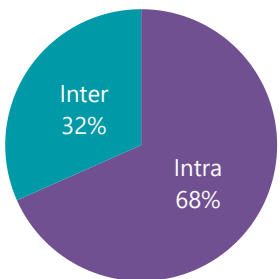
## Booking Method



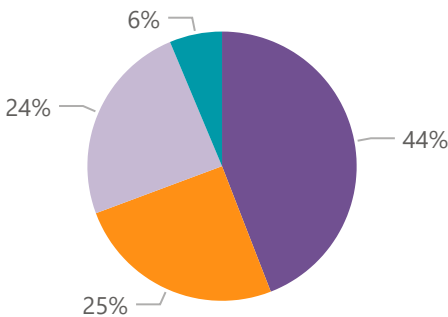
## Booking Type



## Inter vs. Intra-Municipal Rides



## Intra-Municipal Rides



Destination	Fort Erie Transfer Point	Grimsby	Lincoln	Pelham	Port Colborne	Seaway Mall	St Catharines Transfer Point	Wainfleet	Welland Transfer Point	West Lincoln	Total
Origin											
Fort Erie Transfer Point					426						426
Grimsby		23,700	6,004	253	216	38	1,627	51	203	2,976	35,068
Lincoln		5,447	9,621	144	234	121	2,278	80	224	1,177	19,326
Pelham		284	181	2,251	152	358	855	99	229	194	4,603
Port Colborne	593	219	227	149	17,547	3	4	761	1	79	19,583
Seaway Mall		77	86	301				95		92	651
St Catharines Transfer Point		1,270	1,787	659	9			73	2	300	4,100
Wainfleet		49	61	123	749	90	53	1	67	52	1,245
Welland Transfer Point		317	186	178	5			62		148	896
West Lincoln		2,412	1,161	180	86	108	464	59	148	4	4,622
Total	593	33,775	19,314	4,238	19,424	718	5,281	1,281	874	5,022	90,520

● Grimsby ● Lincoln ● Port Colborne ● Pelham

# Overall NRT OnDemand Service Metrics - 2023

Data as of:  
Saturday, December 30, 2023

INTER On-Demand Trip  
Average Wait Time (min)

35.69

INTRA On-Demand Trip  
Average Wait Time (min)

23.28

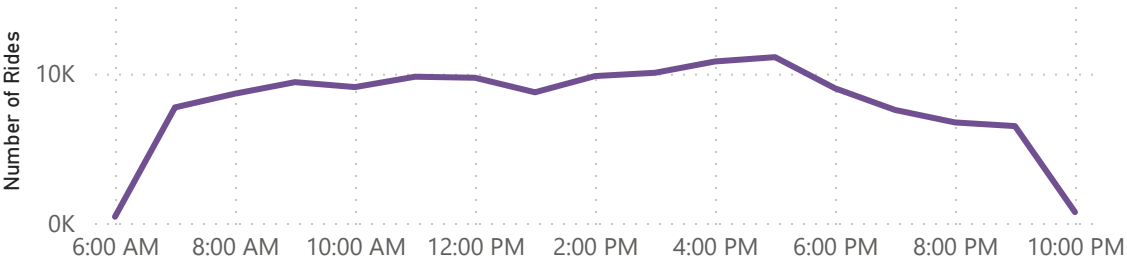
Average Trip Duration (min)

16.83

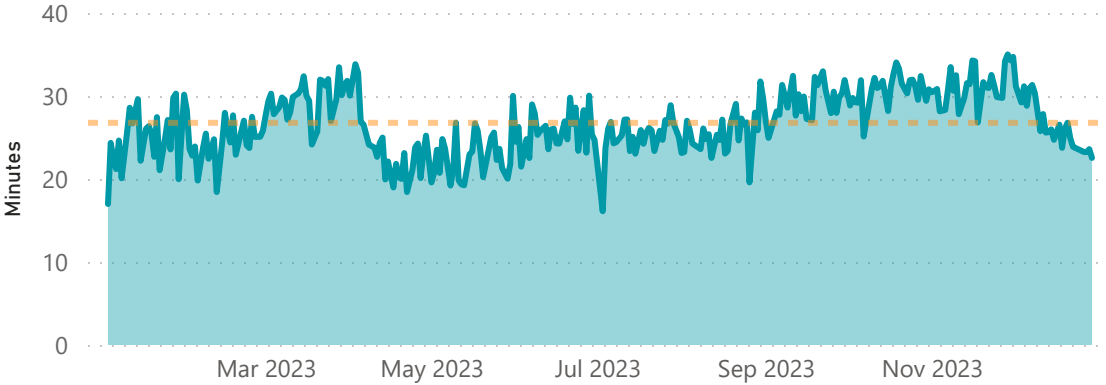
Average Trip Distance (km)

12.97

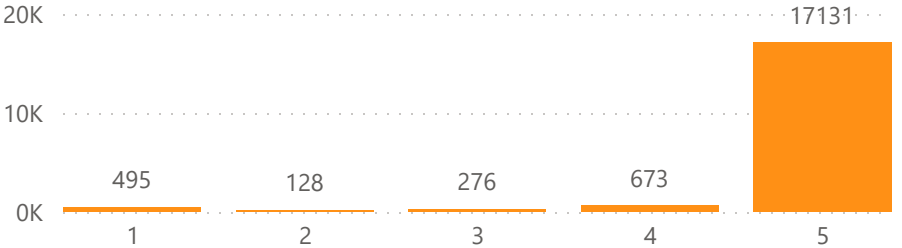
Peak Hours



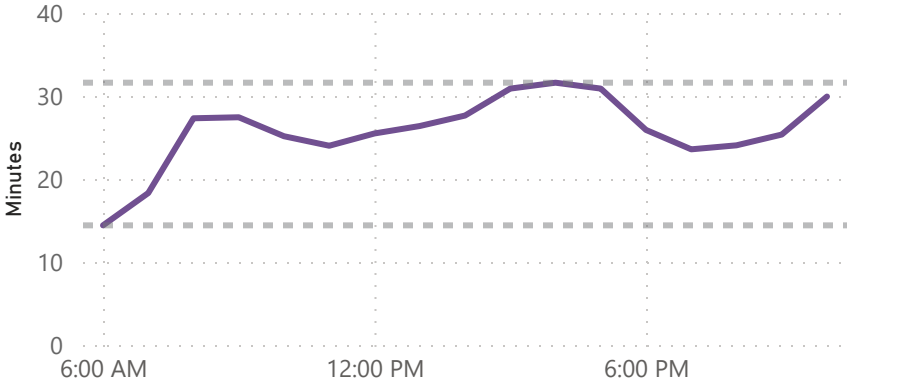
Average Daily Wait Time



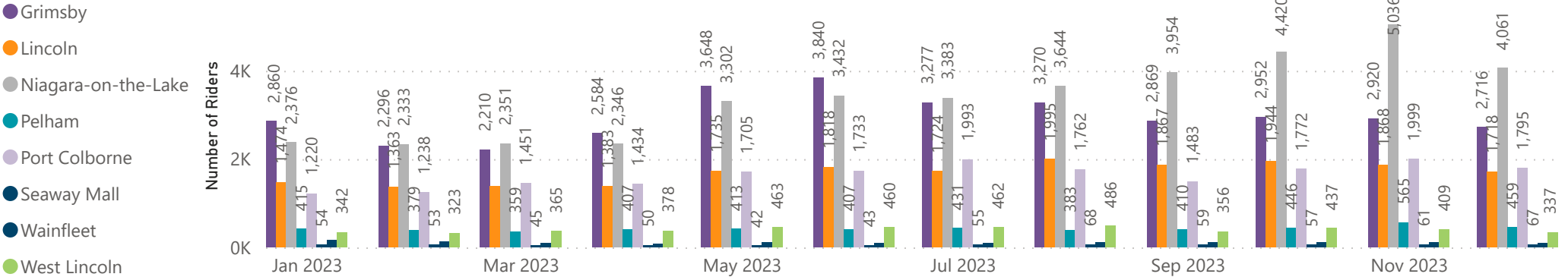
Trip Rating



Average Wait Time by Time of Day



Monthly Ridership By Ride Origin



# Overall NRT OnDemand Service Metrics - 2023

Port Colborne  
Origin and/or Destination Municipality

Saturday, December 30, 2023  
Data as of

Number of Rides

21,474

Number of Trips

18,251

WAV Trips

217


INTER On-Demand Trip  
Average Wait Time (min)

31.22

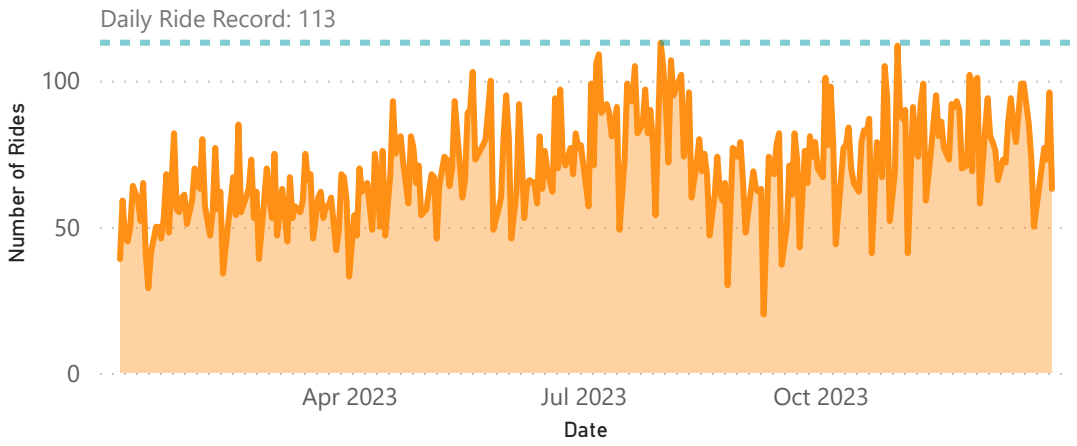
INTRA On-Demand Trip  
Average Wait Time (min)

12.04

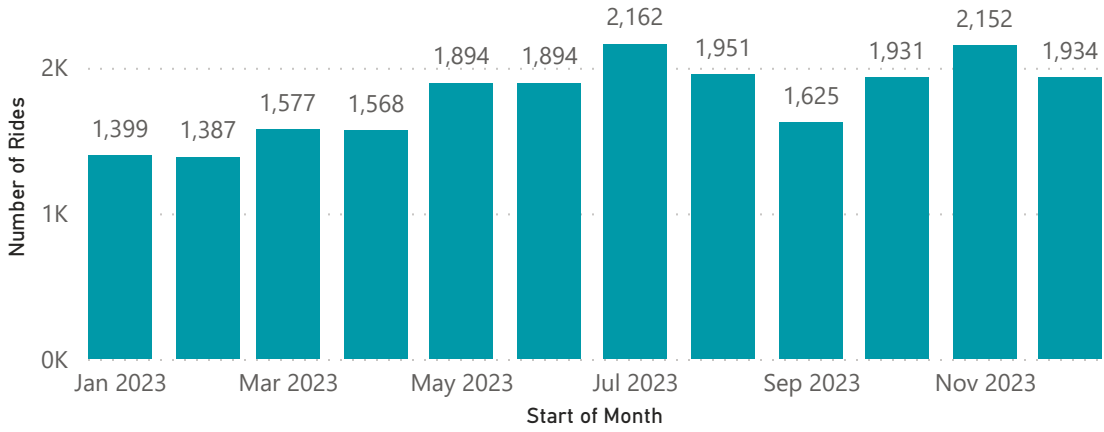
Trip Rating



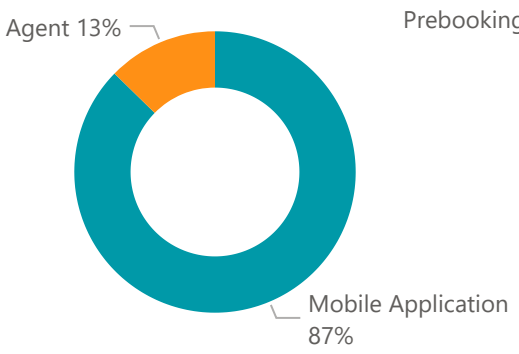
Daily Ridership



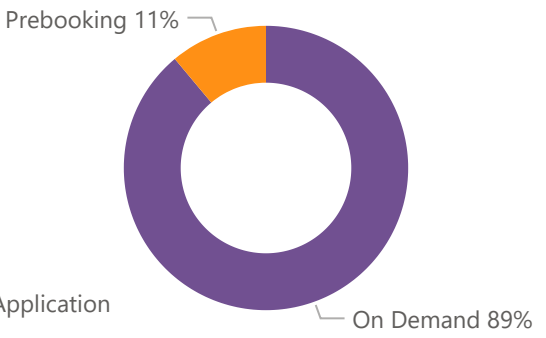
Monthly Ridership



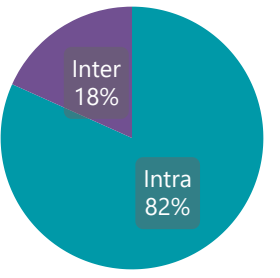
Booking Method



Booking Type



Inter vs. Intra-Municipal Rides



Peak Hours

