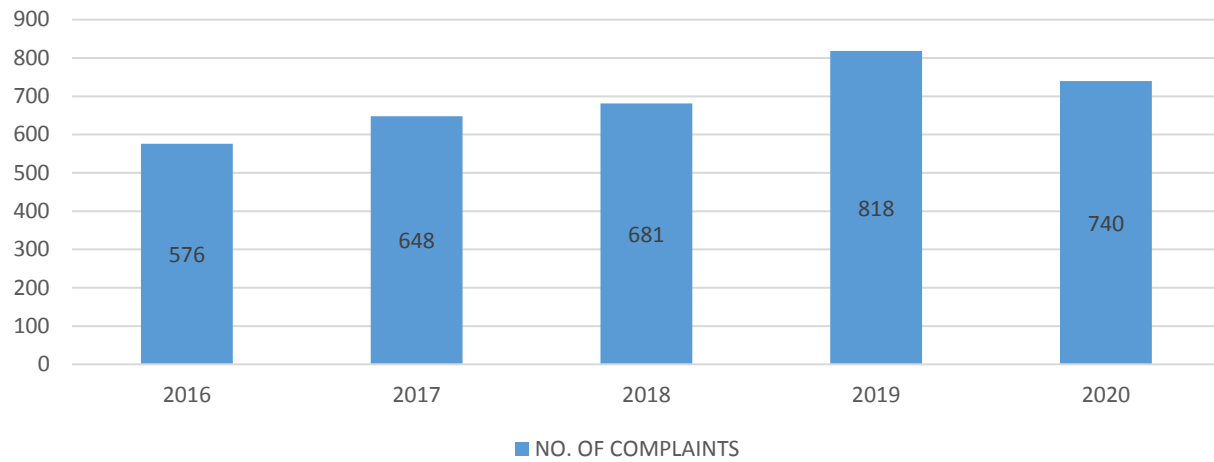
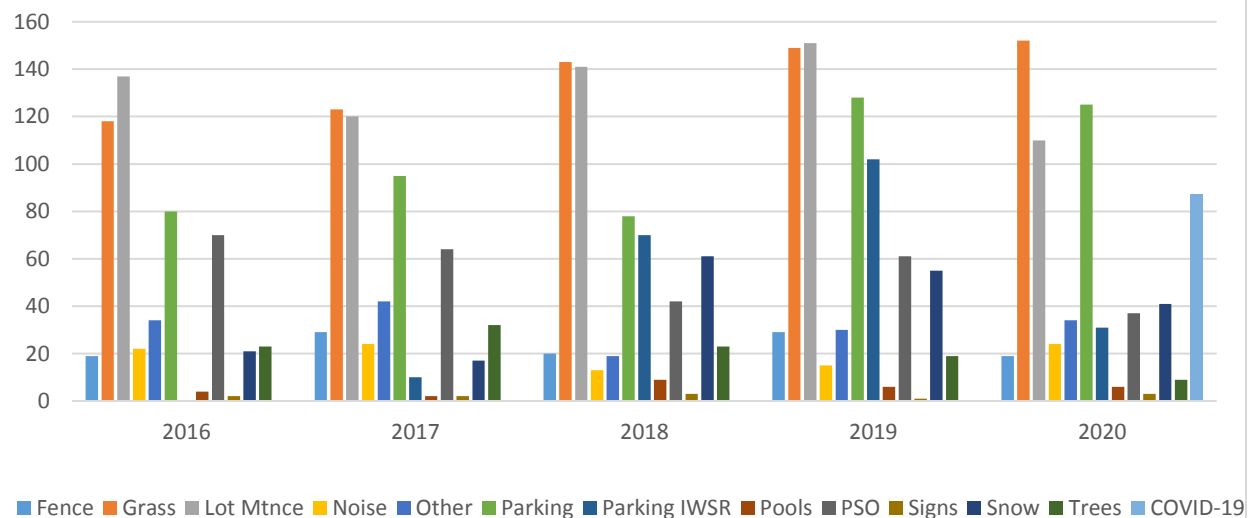


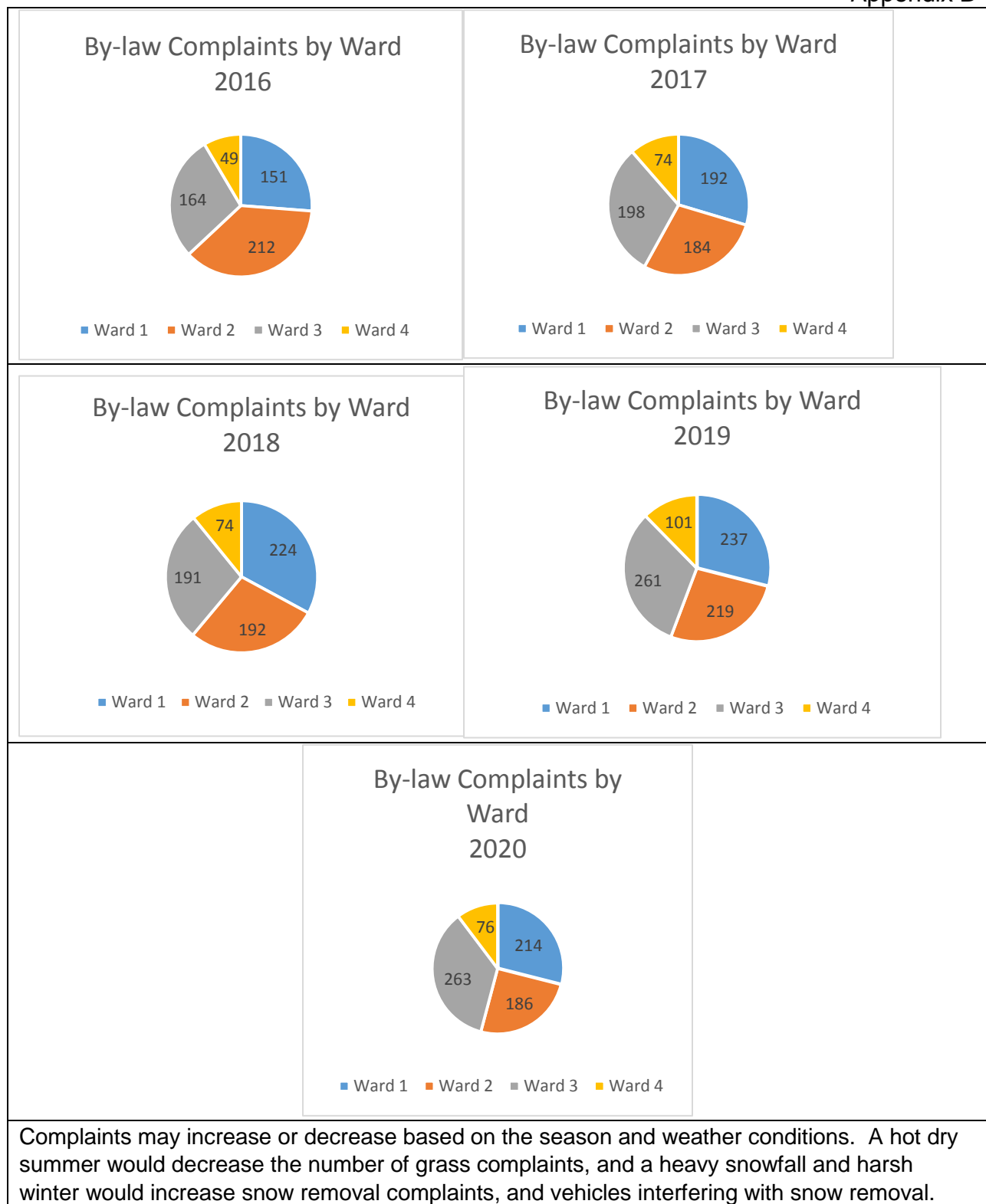
By-law Enforcement Division Annual Complaints Activity Report



Complaints by Issue



	Fence	Grass	Lot Mtnc	Noise	Other	Parking	Parking IWSR	Pool	PSO	Signs	Snow	Trees	COVID-19
2016	19	118	137	22	34	80	0	4	70	2	21	23	0
2017	29	123	120	24	42	95	10	2	64	2	17	32	0
2018	20	143	141	13	19	78	70	9	42	3	61	23	0
2019	29	149	151	15	30	128	102	6	61	1	55	19	0
2020	19	152	110	24	34	125	31	6	37	3	41	9	87



City of Port Colborne				2020		Monthly Statistics Niagara SPCA											
Canine Control & SPCA																	
Calls Received	Totals	January	February	March	April	May	June	July	August	September	October	November	December				
Stray Dogs	14	2	2	1	1	0	3	0	1	1	2	0	1				
Stray Cats	23	9	1	0	0	1	0	3	4	0	0	5	0				
Wild life	164	2	11	15	7	18	33	19	16	15	9	11	8				
Bylaw Infractions	311	44	59	33	23	26	22	25	22	19	17	15	6				
Farm	0	0	0	0	0	0	0	0	0	0	0	0	0				
Exotic	3	0	1	0	0	0	0	1	0	0	1	0	0				
SUPE	192	25	46	11	16	9	1	5	9	12	18	15	25				
Rescue	1	0	0	0	0	0	0	0	1	0	0	0	0				
Emerg. Assistance	6	0	0	1	0	1	0	3	1	0	0	0	0				
Ambulance	1	0	0	0	0	1	0	0	0	0	0	0	0				
Kennel Inspecions	6	5	1	0	0	0	0	0	0	0	0	0	0				
other	147	19	11	9	11	16	9	8	12	16	12	13	11				
Monthly Totals		106	132	70	58	72	68	64	66	63	59	59	51				
Annual Total	868																
Total		Bylaw infractions															
Loose Dog/Cat	44	3	3	5	4	4	7	4	2	1	4	4	3				
Licence	6	1	0	0	0	1	0	0	1	0	1	1	1				
Excrement	18	4	3	4	0	0	2	1	0	0	2	2	0				
Barking Complaint	26	1	3	3	0	3	2	4	2	3	2	3	0				
Dog Bites	18	1	0	2	2	2	1	1	3	2	1	2	1				
Muzzle	5	1	0	0	0	0	0	0	1	1	1	0	1				
Monthly Totals		11	9	14	6	10	12	10	9	7	11	12	6				
Annual Total	117																
Mileage		1881	1337	987	739	1068	1439	1237	1195	1009	1091	1157	1321				
Patrols		39	31	21	18	29	36	29	32	23	34	41	48				
		Shelter Services															
Total		Admissions															
		January	February	March	April	May	June	July	August	September	October	November	December				
Stray Dogs	18	1	2	2	0	0	1	0	1	1	3	3	4				
Stray OTHER	2	0	0	0	0	0	0	0	2	0	0	1	0				
Stray Cats	38	4	4	2	2	0	2	0	6	2	8	2	6				
Owner surrendered	10	3	2	1	0	0	0	0	1	1	0	0	2				
wildlife	3	0	3	0	0	0	0	0	0	0	0	0	0				
Monthly Totals		8	11	5	2	0	3	0	10	4	11	6	12				
Annual Total	71																
Total		Adoptions															
Dogs	14	2	0	0	0	6	0	0	0	0	2	2	2				
Cats	42	8	2	5	0	2	1	1	2	4	3	10	4				
Monthly Totals		10	2	5	0	8	1	1	2	4	5	12	6				
Annual Total	56																
Total		Claimed															
Dogs	19	4	2	3	1	0	2	3	1	0	1	0	2				
Other		0	0	0	0	0	0	0	1	0	0	0	0				
Cats	6	1	0	0	0	1	0	0	2	0	0	1	1				
Monthly Totals		5	2	3	1	1	2	3	4	0	1	1	3				
Annual Total	25																
Total		Euthanized															
Dogs	2	0	0	0	0	0	0	1	0	1	0	0	0				
Cats	16	7	2	0	0	0	1	1	1	0	2	1	1				
Wildlife	98	2	6	9	6	13	19	10	7	6	7	6	7				
Monthly Totals		9	8	9	6	13	20	12	8	7	9	7	8				
Annual Total	116																